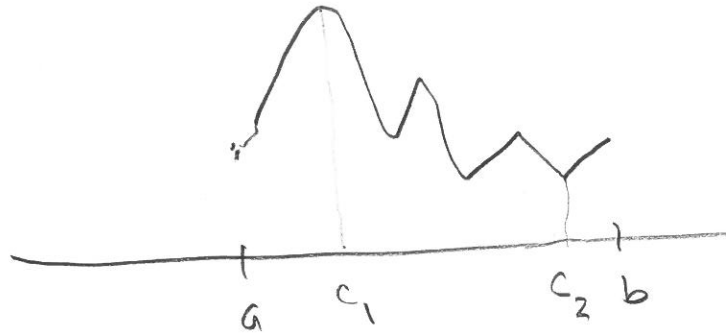


Extreme Value Theorem (EVT) If f is continuous function on a closed interval $[a, b]$, then there is an input c_1 so $f(c_1)$ is abs max, and an input c_2 so that $f(c_2)$ is abs min.



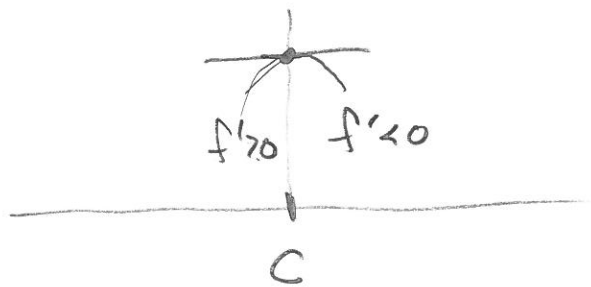
To find inputs for abs max/min, we look at set of local max/min

Local Extreme Value Theorem (LEVT) If f is continuous function on closed $[a, b]$, the local max/min pts occur in

- ① $f'(c) = 0$ (exists) } critical pts
- ② $f'(c)$ DNE
- ③ endpoints

Use LEVT to find local max/min. Usually finite set. We then pick abs max/min from this finite set.

At critical point where $f'(c) = 0$, we distinguish between local max or local min as follows.




If $f'(c) = 0$, but $f'(c^-) > 0$, $f'(c^+) < 0$
rising falling

then c is local max.

Here f' switched from > 0 to < 0 at c .


If f' switches from $-$ to $+$ at c then c yields local min



2nd derivative test

(1) Suppose $f''(c) > 0$ so f' increasing

so f' must switch from $-$ to $+$ at c so local min



(2) Suppose $f''(c) < 0$, then f' decreasing

so f' switches $+$ to $-$ at $c \Rightarrow$ local max.



Best linear approx to f near input c is tangent line

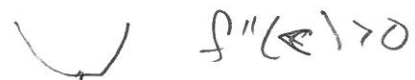
$$T(x) = y = f(c) + f'(c)(x-c) = f(c) \text{ since } f'(c) = 0$$

c critical pt

Best quadratic approximation

$$y = f(c) + \underbrace{f'(c)}_0(x-c) + \frac{f''(c)}{2}(x-c)^2$$

$$= f(c) + \frac{f''(c)}{2}(x-c)^2 \quad \text{shape is}$$



$f''(c) > 0$



$f''(c) < 0$

So $f''(c) > 0 \Rightarrow$ upward parabola \Rightarrow min

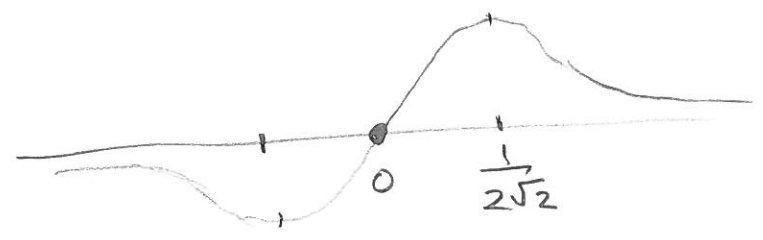
$f''(c) < 0 \Rightarrow$ downward parabola \Rightarrow max

WW6 #10 $f(x) = 2x e^{-4x^2}$ domain is $(-\infty, \infty)$

Find critical pts. Use 2nd derivative test to determine local max/min.

Note ① f is an ODD function ($f(-x) = -f(x)$)

As $x \rightarrow \pm\infty$ $2x$ vs e^{-4x^2}
we see $\lim_{x \rightarrow \pm\infty} f(x) = 0$



Rough graph.

② f ODD $\Rightarrow f'$ EVEN
 $\Rightarrow f''$ ODD.

Find critical pt:

$$f'(x) = 2 \cdot \left\{ 1 \cdot e^{-4x^2} + x \cdot e^{-4x^2} \cdot (-4 \cdot 2x) \right\} \quad 1 + x(-8x)$$

$$= 2 e^{-4x^2} \left\{ 1 - 8x^2 \right\} \quad f'(x) = 0 \text{ when } 1 - 8x^2 = 0$$

$$8x^2 = 1, \quad x^2 = \frac{1}{8}$$

$$x = \pm \frac{1}{2\sqrt{2}}$$

Use 2nd derivative test to determine / check whether critical pt is local max or min

$$f'(x) = 2e^{-4x^2} (1 - 8x^2)$$

$$f''(x) = 2 \cdot \left\{ e^{-4x^2} (-4 \cdot 2x) (1 - 8x^2) + e^{-4x^2} (0 - 8 \cdot 2x) \right\}$$

$$= 2e^{-4x^2} (-8) \left\{ x(1 - 8x^2) + 2x \right\} \quad 1 - 8x^2 + 2$$

$$= 2e^{-4x^2} (-8) x \left\{ 3 - 8x^2 \right\}.$$

At critical pt $\frac{1}{2\sqrt{2}}$ we get

$$\left(\frac{1}{2\sqrt{2}}\right)^2 = \frac{1}{8}$$

$$f''\left(\frac{1}{2\sqrt{2}}\right) = 2e^{-4\left(\frac{1}{2\sqrt{2}}\right)^2} (-8) \left(\frac{1}{2\sqrt{2}}\right) \left\{ 3 - 8 \cdot \frac{1}{8} \right\}$$

$$3 - 1 = 2$$

< 0 (because of -8).

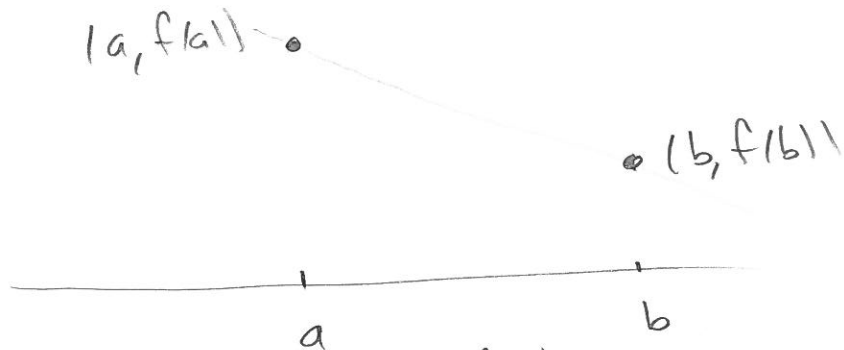
By 2nd derivative test \Rightarrow critical pt $\frac{1}{2\sqrt{2}}$ is a local max.

For critical pt $-\frac{1}{2\sqrt{2}}$, we get $f''\left(-\frac{1}{2\sqrt{2}}\right) = -f''\left(\frac{1}{2\sqrt{2}}\right) > 0$ \cup

$\Rightarrow -\frac{1}{2\sqrt{2}}$ is local min.

6

Mean Value Theorem Suppose f is differentiable
function on a closed interval $[a, b]$



Secant slope $(a, f(a))$ to $(b, f(b))$ is $\frac{f(b)-f(a)}{b-a}$. Then

$\frac{f(b)-f(a)}{b-a}$ equals the value of f' at some interior point

Very important uses of MVT

- ① $f' > 0$ on interval $\Rightarrow f$ increasing
- ② $f' < 0$ on --- $\Rightarrow f$ decreasing
- ③ $f' = 0$ (zero throughout interval) $\Rightarrow f$ is constant.
- ④ MVT used to prove L'Hopital's rule.

$f' > 0$ on a closed interval $\Rightarrow f$ increasing

"Proof by MVT"



Secant slope $(x_1, f(x_1))$ to $(x_2, f(x_2))$

$$\frac{f(x_2) - f(x_1)}{x_2 - x_1} = \text{MVT there is point } b \text{ in the interior so}$$

$$\text{that}$$

$$= f'(b)$$

$$\text{But } f(x_2) - f(x_1) = \underbrace{(x_2 - x_1)}_{\text{positive}} \cdot \underbrace{f'(b)}_{\text{positive since } f' > 0}$$

$$> 0$$

$$\text{so } f(x_2) > f(x_1).$$

Proof that if $f' \equiv 0$ on interval $[a, b]$, then f is constant.

8



Look at secant slope from $(x_1, f(x_1))$ to $(x_2, f(x_2))$. It is

$$\frac{f(x_2) - f(x_1)}{x_2 - x_1} \stackrel{\text{MVT}}{=} \text{equals } f'(c) \text{ for some interior pt } c \\ = f'(c) = 0 \quad \text{since } f' \equiv 0.$$

So $f(x_2) - f(x_1) = 0$ so $f(x_1) = f(x_2)$. f is constant.

WWG # 7 f differentiable on interval $[3, 7]$

9

and $-3 \leq f'(x) \leq 2$.

MVT says

$\frac{f(7) - f(3)}{7 - 3} =$ MVT equals $f'(b)$ at some interior point.

Since $-3 \leq f'(b) \leq 2$ we get

$$-3 \leq \frac{f(7) - f(3)}{4} \leq 2$$

So $-12 \leq f(7) - f(3) \leq 8$.

The MVT is a consequence of EVT and LEVT.¹⁰

Look at the function which is difference

$$f(x) - s(x) = \text{original function} - \text{secant line}$$

This difference is continuous differentiable function

EVT \Rightarrow has abs max (which is of course local max)

LEVT \Rightarrow at abs max, the derivative must be zero

$$0 = (f(b) - s(b))' = f'(b) - \text{secant slope}$$

So $f'(b) = \text{secant slope}$